



Display Speakers and Soundbars

Sound and Image in Perfect Harmony



pure listening 

Create impressive presentations and successful conferences with our display speakers and soundbars.


We developed the speakers and soundbars in our display series to unite high-quality speech reproduction for video conferences and a broad frequency spectrum for dynamic music and film reproduction in a universally applicable speaker system. The active stereo speaker systems are equipped with digital signal processors and are tailored specifically to this area of application. They reproduce sound to the highest quality levels in conference and media rooms of all sizes.

These discreet speakers have the smallest possible dimensions and are available as standard models or made-to-measure products, where the length and width are tailored to your display. This ensures that the display and speakers form an elegant visual unit that can be seamlessly integrated into a room's architecture. Customers and other conference participants benefit from the visual harmony and outstanding acoustics.

Individual display speakers from 600 mm up to 1600 mm height.



DL-A 2.0 / DL 2.0
Active or passive




DL-A 2.2
Active



The DL-A 2.0 and SB-A 2.0 models are active 2-way stereo systems with 100 watts of amplifier power. They are ideal for small to medium-sized conference rooms and multi-media applications.

The passive DL 2.0 and SB 2.0 models are designed for use with separate amplifiers.

The DL-A 2.2 and SB-A 2.2 models are active 2-way stereo systems with integrated subwoofers and 300 watts of amplifier power. They are perfect for larger conference rooms and media rooms that require the sophisticated reproduction of music and film sound.



Individual soundbars from 960 mm up to 2350 mm width.



SB-A 2.0 / SB 2.0
Active or Passive



SB-A 2.2
Active

Special Features

Our display speakers and soundbars come with high-quality aluminum cabinets and trimless front grilles made of precision sheet metal. The minimalist design comes with a uniform front view. The external dimensions are reduced to the smallest possible size.

The smaller DL-A 2.0 and SB-A 2.0 models are just 48 mm deep.

On request, we tailor the height of the display speaker cabinets to your display or video wall.

The integrated automatic ON/OFF function activates the speakers on receipt of an audio signal.

The speakers switch back to sleep mode if they have not received a signal in fifteen minutes. They do not require active operation. In standby mode, power consumption is less than 0.5 watts.


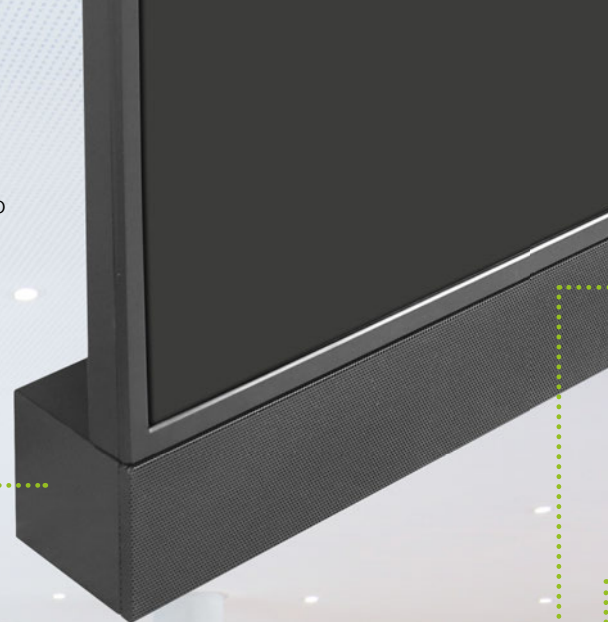
We individually manufacture our soundbars to the width of your display or video wall.

We use highly efficient class D amplifier modules and DSPs with multiband limiters to ensure distortion-free sound reproduction even at high volumes.

The connections for audio signals and power supply are recessed at the back of the speakers, allowing them to be installed with minimum wall clearance.

The combination of long excursion subwoofer drivers and passive membranes enables powerful, low-frequency characteristics.

The entire speech range is reproduced by two highly linear, acoustic point sources in the form of a highly efficient, full-range drivers. This ensures that speech is reproduced to an outstanding level of quality.



Available Models

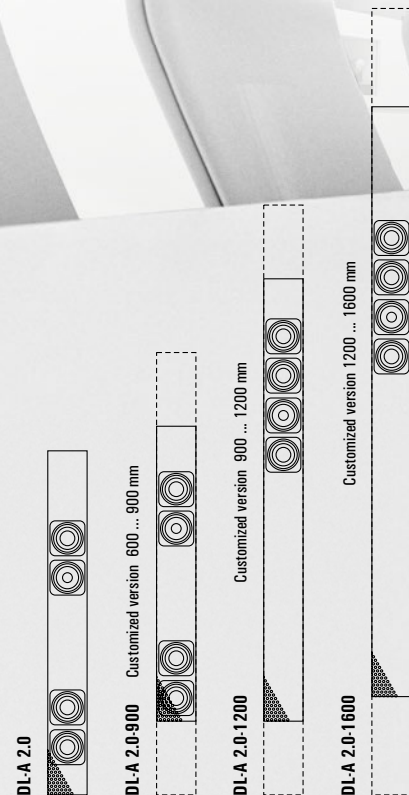
DL-A 2.0

The DL-A 2.0 series consists of active speaker pairs with 2 x 50 watts of amplifier power and an integrated digital signal processor. The cabinet is just 48 mm deep. The speakers are designed to be positioned to the left and right of a display, making them ideal for use in conference rooms – the acoustic center of the speakers is in the middle and therefore aligns with the display's visual center.

The speakers' linear frequency response ensures low feedback in video conference and voice lift systems.

DL 2.0

DL 2.0 passive models are designed for use with separate amplifiers and DSPs.



DL-A 2.2

Our active 2-way speaker pairs in the DL-A 2.2 series are equipped with integrated multi-chamber subwoofers and DSP. They have a total amplifier power of 300 watts and the cabinet is 103 mm deep.

This enables significantly higher playback volumes with powerful low-frequency characteristics.

The speakers are designed to be positioned on the side of a display, allowing even coverage of the conference area and matching of acoustic and visual perspectives.

Speakers in the DL-A 2.2 series are particularly suited for use in large conference and media rooms, and for sophisticated music and film sound reproduction.



Dimensions

Beside the standard models DL-A 2.0 and DL-A 2.2 with a height of 700 mm, we manufacture customized versions of our display speakers tailored to the specific height of individual display models, available from 600 mm (700 mm for DL-A 2.2) up to 1600 mm.

Key Features

- Conference rooms
- Stand-alone solutions in conference rooms (DL-A 2.2)
- Exhibitions, trade fairs
- Presentations
- Gastronomy
- Sales rooms

Available Models

SB-A 2.0

Active stereo-soundbars with 2×50 watts of amplifier power, integrated digital signal processor and a cabinet with just 48 mm depth. The speakers are designed to be positioned below of a display, making them ideal for use in presentation- and sales rooms.

SB 2.0

The passive soundbars SB 2.0 are designed for use with separate amplifiers and DSPs.

SB-A 2.2

Powerful active 2-way stereo-soundbars with total amplifier power of 300 watts are equipped with integrated subwoofers and DSP. The cabinet with a depth of 103 mm and the multi-chamber subwoofers enables significantly higher playback volumes with powerful low-frequency characteristics.

The SB-A 2.2 series is particularly suitable for use in larger conference- and media rooms that require the sophisticated reproduction of music and film sound.

Dimensions

Beside the standard model SB-A 2.0 with a width of 960 mm and the standard model SB-A 2.2 with a width of 1200 mm, we manufacture customized versions of our soundbars tailored to the specific width of individual display models, available from 960 mm (1200 mm for SB-A 2.2) up to 2350 mm.

On request we provide multi-part soundbars for larger displays or video walls.

Key Features


- Conference rooms
- Stand-alone solutions in conference rooms (SB-A 2.2)
- Exhibitions, trade fairs
- Presentations
- Gastronomy
- Sales rooms

SB-A 2.0




SB-A 2.0-1200

Customized version 960 ... 1200 mm




SB-A 2.0-1600

Customized version 1200 ... 1600 mm




SB-A 2.0-2000

Customized version 1600 ... 2000 mm



SB-A 2.0-2350

Customized version 2000 ... 2350 mm



SB-A 2.2

1200 mm




SB-A 2.2-1600

Customized version 1200 ... 1600 mm




SB-A 2.2-2000

Customized version 1600 ... 2000 mm



SB-A 2.2-2350

Customized version 2000 ... 2350 mm



DL-VESA: mounts for display speakers

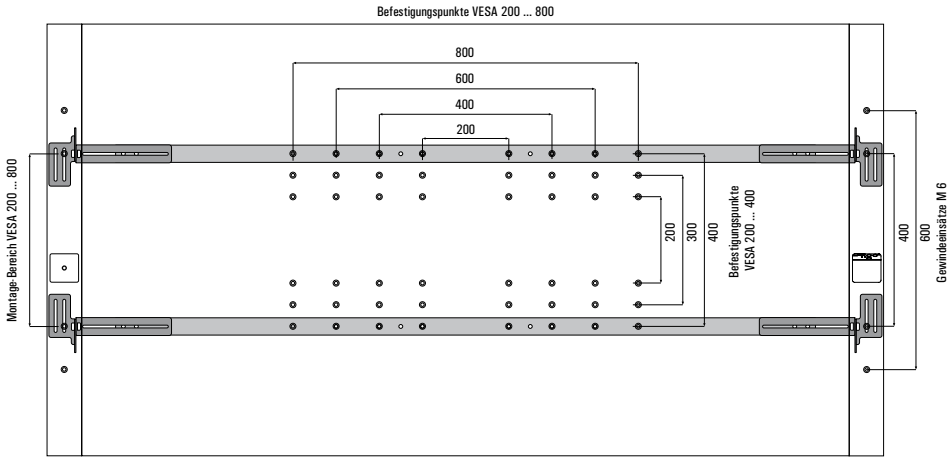
The DL-VESA 1150 up to DL-VESA 2400 mounts are designed for fixing our speakers on the display with VESA-Points at rear.

For alignment to various displays the mounts are adjustable in wide limits. We will be pleased to support you to choose the right DL-VESA model.



Model	width of display	width of carrier	DL(-A) 2.0	DL-A 2.2
DL-VESA 1150	900 – 1150 mm	871 mm	✗	—
DL-VESA 1400	1150 – 1400 mm	1121 mm	✗	✗
DL-VESA 1650	1400 – 1650 mm	1371 mm	✗	✗
DL-VESA 1900	1650 – 1900 mm	1621 mm	✗	✗
DL-VESA 2150	1900 – 2150 mm	1871 mm	✗	✗
DL-VESA 2400	2150 – 2400 mm	2121 mm	✗	✗

The mounts a suitable for all standard VESA-points.



Backview: mounted display speaker with DL-VESA on display.

Wall-mounts for display speakers

WH 80



Adjustable wall-mount for a wall distance from 35 – 110 mm. (two pairs are needed for a speaker pair)

SH 50



Pivotable wall-mount with a wall distance of 30 mm. (two pieces are needed for a speaker pair)


SB-VESA: mount for soundbars

The SB-VESA universal-mount is designed for fixing our soundbars on the display with VESA-Points at rear.

For alignment to various displays the mounts are adjustable in wide limits.

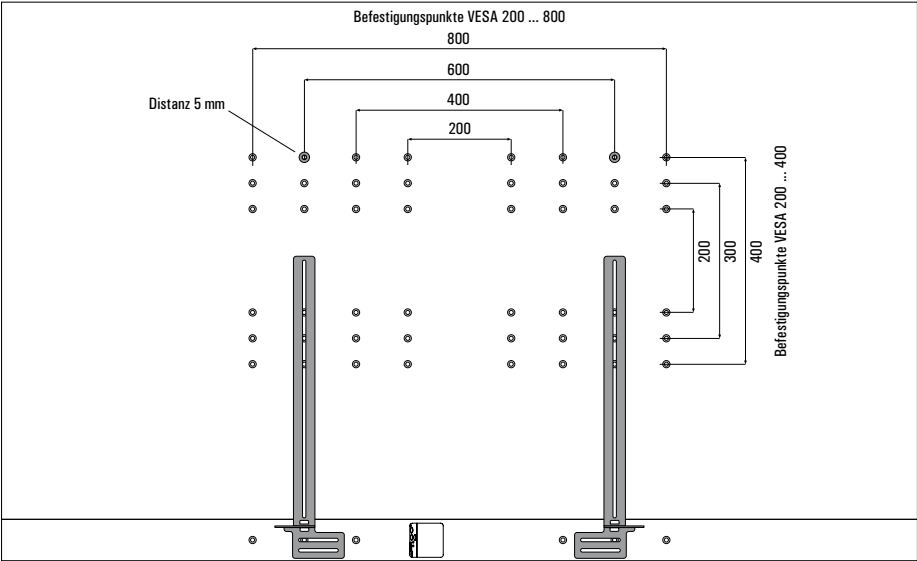


Model	for display sizes	SB(-A) 2.0	SB-A 2.2
SB-VESA 1150	approx. 40" – 100" Zoll	✗	✗



Backview: mounted soundbar with SB-VESA on display.

The mounts a suitable for all standard VESA-points.



Wall-mount for display speakers

WH 80



Adjustable wall-mount for a wall distance from 35 – 110 mm.

Technical Data

Model	Principle	Components	Frequency Range	Impedance/ Power Capacity	Amplifier Output	Sensitivity	Connectors	Cabinet	Input Sensitivity	Controls	Power Supply	Mains Connection	Dimensions (W x H x D)	Weight	Fastening Points	Warranty
DL-A 2.0 (Standard) DL-A 2.0-900 DL-A 2.0-1200 DL-A 2.0-1600 (Customized)	Active stereo speaker pair with class-D amplifiers and DSP. Left speaker with amplifier module, right speaker passive.	2 x 2.5" full-range drivers + 2 x 2.5" woofers + 4 x 2.5" passive radiators	55 Hz – 20 kHz	—	2 x 50 watts	max. 109 dB (1m)	Active speaker: Input cinch stereo, pluggable terminals to connect passive speaker and external power supply, input cable mini jack 3.5 mm to cinch, 1.5 m; Passive speaker: Connecting cable with plug	Aluminium, front precision steel grille, powder-coated	-6 dBU for full modulation, input-impedance 4.7 kohms	Volume control, LED ON/clip at back	External power supply 24 V DC	90 – 240 V AC	80 x 700 x 103 mm (per speaker) Height on measure 600 – 900 mm 900 – 1200 mm 1200 – 1600 mm	6 kg (pair)	Threaded inserts M6 at rear	3 years
DL-A 2.2 (Standard) DL-A 2.2-900 DL-A 2.2-1200 DL-A 2.2-1600 (Customized)	Active 2-way stereo speaker pair with class-D amplifiers and DSP. Left speaker with amplifier module, right speaker passive.	2 x 2.5" full-range drivers + 2 x 2.5" woofers + 12 x 2.5" passive-radiators	42 Hz – 20 kHz	—	2 x 50 + 2 x 100 watts	max. 112 dB (1m)	Active speaker: Input cinch stereo, pluggable terminals to connect passive speaker and external power supply, input cable mini jack 3.5 mm to cinch, 1.5 m; Passive speaker: Connecting cable with plug	Aluminium, front precision steel grille, powder-coated	-6 dBU for full modulation, input-impedance 4.7 kohms	Volume control, LED ON/clip at back	External power supply 24 V DC	90 – 240 V AC	80 x 700 x 103 mm (per speaker) Height on measure 700 – 900 mm 900 – 1200 mm 1200 – 1600 mm	9 kg (pair)	Threaded inserts M6 at rear	3 years
DL 2.0 (Standard) DL 2.0-900 DL 2.0-1200 DL 2.0-1600 (Customized)	Passive stereo speaker pair	2 x 2.5" full-range drivers + 2 x 2.5" woofers + 4 x 2.5" passive radiators	55 Hz – 20 kHz	2 x 4 ohms 2 x 50 watts	—	max. 109 dB (1m)	Pluggable terminals	Aluminium, front precision steel grille, powder-coated	—	—	—	—	80 x 700 x 48 mm (per speaker) Height on measure 600 – 900 mm 900 – 1200 mm 1200 – 1600 mm	6 kg (pair)	Threaded inserts M6 at rear	3 years
SB-A 2.0 (Standard) SB-A 2.0-1200 SB-A 2.0-1600 SB-A 2.0-2000 SB-A 2.0-2350 (Customized)	Active stereo soundbar with class-D amplifiers and DSP	2 x 2.5" full-range drivers + 2 x 2.5" woofers + 4 x 2.5" passive radiators	55 Hz – 20 kHz	—	2 x 50 watts	max. 109 dB (1m)	Input cinch stereo, pluggable system terminals to connect external power supply, input cable mini jack 3.5 mm to cinch, 1.5 m	Aluminium, front precision steel grille, powder-coated	-6 dBU for full modulation, input-impedance 4.7 kohms	Volume control, LED ON/clip at back	External power supply 24 V DC	90 – 240 V AC	960 x 80 x 48 mm Width on measure 960 – 1200 mm 1200 – 1600 mm 1600 – 2000 mm 2000 – 2350 mm	5 kg	Threaded inserts M6 at rear	3 years
SB-A 2.2 (Standard) SB-A 2.2-1600 SB-A 2.2-2000 SB-A 2.2-2350 (Customized)	Active stereo soundbar with class-D amplifiers and DSP	2 x 2.5" full-range drivers + 5 x 2.5" woofers + 5 x 2.5" passive radiators (as of 1600 mm width 6 x 2.5" woofers and 6 x 2.5" passive radiators)	42 Hz – 20 kHz	—	2 x 50 + 2 x 100 watts	max. 112 dB (1m)	Input cinch stereo, pluggable terminals to connect external power supply, input cable mini jack 3.5 mm to cinch, 1.5 m	Aluminium, front precision steel grille, powder-coated	-6 dBU for full modulation, input-impedance 4.7 kohms	Volume control, LED ON/clip at back	External power supply 24 V DC	90 – 240 V AC	1200 x 80 x 103 mm Width on measure 1200 – 1600 mm 1600 – 2000 mm 2000 – 2350 mm	8 kg	Threaded inserts M6 at rear	3 years
SB 2.0 (Standard) SB 2.0-1200 SB 2.0-1600 SB 2.0-2000 SB 2.0-2350 (Customized)	Passive stereo-soundbar	2 x 2.5" full-range drivers + 2 x 2.5" woofers + 4 x 2.5" passive radiators	55 Hz – 20 kHz	2 x 4 ohms 2 x 50 watts	—	max. 109 dB (1m)	Pluggable terminals	Aluminium, front precision steel grille, powder-coated	—	—	—	—	960 x 80 x 48 mm Width on measure 960 – 1200 mm 1200 – 1600 mm 1600 – 2000 mm 2000 – 2350 mm	5 kg	Threaded inserts M6 at rear	3 years